

## Instruction Sheet For Roof Guardian Replacement Filters

Roof Guardian Replacement Kit Includes:

(2-4) Woven Fiberglass Fire Barriers (2-4) Blue Tuff Pads

(2-4)\* White Insert w/ One Plastic Side (2-4)\* White Quilted Hydrophobic Filter


### Pre-Installation

Remove metals rods from existing Roof Guardian or Grease Guard.  
Remove any existing filters and all grease buildup.


**1) First place the woven fiberglass high-temperature fire barrier**



**2) Insert blue tuff pads**




**3) Insert white Inserts with the plastic side face down**




**4) Insert quilted hydrophobic filters**



**5) Insert blue tuff pads**



**6) Replace Metal Rods**



#### NOTE:

All layers of the Roof Guardian Filter need to cover 100% of the area